

CONSULTATION OUTCOMES AND PROPOSAL

September 9th, 2024

Introduction

After careful consideration, Lambeth Council **will not formally propose the amalgamation** of St John's Angell Town, Church of England, Primary School (St John's Angell Town) (Angell Road, SW9 7HH) with St Saviour's, Church of England, Primary School (St Saviour's) (Herne Hill Road, SW9 7HH), **at this time.**

Section 1

Reasoning summary

Why are we not progressing with this option?

- i. The option is **not being recommended, at this time**, for the following reasons:
- ii. We received significant feedback from the St Saviour's community regarding the amalgamation of St Saviour's and St John's Angell Town. It is noted however that the response rate from the St John's Angell Town community was low in contrast.
- iii. The analysis of the responses suggests that it was assumed that the merger would take place on the St John's Angell Town site. It is unfortunate that the LA was unable to capture the voice of the St John's Angell Town school community, and it is difficult from the evidence to conclude whether St John's Angell Town school community were in support of the proposals or not or simply did not engage because of the conclusions drawn.
- iv. Note the LA did not consult on which site would be recommended as a part of this merger in this informal stage of the consultation. It is evident that the volume and weight of the responses from the Saviour's community therefore focussed on the site move as the dominant comments against the proposal.
- v. Parents from the St Saviour's community were surveyed by the school, and the survey outcomes confirm a strong opposition by current parents at St Saviour's considering a move to St John's Angell Town, with no parents selecting the option to move their children to St John's Angell Town site.
- vi. Parents raised via their local MP that the location of St John's Angell Town would be very challenging for St Saviour's parents, the vast majority of whom live to the south of Coldharbour Lane and would have to cross Coldharbour Lane to get to St John's. They stated both the junction of Coldharbour Lane with Herne Hill Road, and the junction of Coldharbour Lane with Hinton Road and Loughborough Road are challenging and sometimes dangerous junctions for pedestrians. We have noted the safety concerns raised.
- vii. Note the LA, in its assessment after mapping the location of pupil addresses who go to both schools, were aware that the more pupils lived closer to St John's Angell Town. If those on roll in January 24 went to their nearer school of the two (by straight line distance from home), St John's Angell Town would gain 53 of St Saviour's pupils and lose 40.
- viii. The South Diocese Board of Education also expressed they had "significant concerns regarding the proposed amalgamation of St Saviour's and St John's Angell Town and believe this amalgamation would not serve the best interests of our children, staff, or the broader community for several reasons." They "urged Lambeth Council to consider alternative solutions already suggested and explore further strategies without resorting to amalgamation of St Saviour's and St John's Angell Town. This could include enhanced

collaboration between the schools, shared resources, or a short-term meanwhile use for space in either school.”

- ix. Following our analysis, we concluded that a further, formal proposal to amalgamate the two schools, at the moment, is not a viable option in practice. Due to this, we have decided not to progress this option to a formal proposal but will be continuing to have dialogue with both schools and other key stakeholders to engage both communities fully and explore further options.
- x. The LA still notes however that both schools are of 'most concern' based on the LA's assessment of pupil trends across all Lambeth schools. The activity assessed the change in roll numbers between 2022 and 2024, the number of 1st choice applications and offers for Reception Year in 2024, and the vacancies held in Reception Year and throughout the school.
- xi. The LA, however, is still concerned about the declining numbers and vacancies at both schools and across the East planning area.

% of vacancies in Reception

Town Centre Planning Area	2012/13	2013/14	2014/15	2015/16	2016/17	2017/18	2018/19	2019/20	2020/21	2021/22	2022/23	2023/24
North	4.8%	8.5%	6.4%	9.8%	12.0%	14.9%	8.2%	9.8%	10.4%	15.1%	5.8%	13.2%
West	6.0%	6.0%	10.0%	14.2%	18.0%	20.2%	23.1%	21.0%	15.5%	16.6%	10.5%	20.8%
East	3.6%	4.4%	5.8%	13.8%	22.6%	14.6%	22.1%	21.2%	27.0%	22.2%	21.8%	32.3%
South West	2.6%	4.2%	3.1%	5.9%	2.6%	7.6%	3.3%	5.3%	10.0%	8.3%	3.3%	7.0%
South East	1.8%	2.7%	3.1%	4.2%	5.0%	6.1%	8.5%	11.7%	9.4%	15.0%	10.9%	16.2%
Total % Reception vacant	3.7%	4.9%	5.5%	9.5%	12.1%	12.1%	13.3%	14.0%	14.8%	15.4%	10.9%	18.1%

% of vacancies in Reception to Y6

Town Centre Planning Area	2016/17	2017/18	2018/19	2019/20	2020/21	2021/22	2022/23	2023/24	2016/17	2017/18	2018/19	2019/20	2020/21	2021/22	2022/23	2023/24
North	277	267	287	337	349	453	461	467	9%	8%	9%	10%	11%	14%	15%	15%
West	626	760	904	967	1,006	1,005	862	828	14%	16%	20%	21%	23%	23%	20%	20%
East	670	875	1,094	1,152	1,414	1,534	1,588	1,603	11%	14%	18%	19%	24%	26%	28%	29%
South West	194	269	337	426	506	573	491	413	4%	6%	7%	9%	10%	11%	10%	8%
South East	195	248	381	577	765	1,018	1,056	1,141	4%	5%	7%	10%	13%	18%	19%	21%
Total Vacancies - YR-6	1,962	2,419	3,003	3,459	4,040	4,583	4,458	4,452	8%	10%	12%	14%	17%	19%	19%	19%

Table 1 – Trend data - Reception and YR to Reception vacancies by planning area as per Jan 2024 census

Primary Schools by Planning Area Figures used for Scorecards, Summer 24	YR Roll Numbers		Roll change, Jan 22-24	Determined PANs up to 2024/25				FE count (PAN 2024 /30)	1st Prefers		Offers		Vacancies YR			Vacancies YR-6			Total PAN				
	Jan 22	Jan 24		PAN 2021/22	PAN 2022/23	PAN 2023/24	PAN 2024/25		Sept 24	Per FE	Sept 24	Per FE	Jan 22	Jan 23	Jan 24	Ave Per FE	Jan 22	Jan 23	Jan 24	Ave Per FE	Sep 21	Sep 22	Sep 23
	St John's Angell Town CE Primary School	29	20	-31.0%	30	30	30	30	1.0	18	18.0	20	20.0	1	8	10	6.3	165	150	87	12.6	360	330
St Saviour's CE Primary School	30	22	-26.7%	30	30	30	30	1.0	15	15.0	26	26.0	0	0	8	2.7	19	21	28	3.2	210	210	210

Voluntary-Aided
PAN Change

Ongoing concerns

- i. The pupil numbers at St John's Angell Town and St Saviour's are declining over time and both schools are carrying vacancies, with St John's Angell Town of particular concern.

- ii. St John's Angell Town has experienced a -31% decline in Reception over the past three years, whilst St Saviour's has experienced a -26.7% decline in Reception over the past three years.
- iii. St John's Angell Town in Jan 2023 had 10 vacancies in Reception in Jan 2024 and an average of 9.7 vacancies in every classroom. St Saviour's had 8 vacancies in Reception in Jan 2024 and an average of 4 throughout the school, per form entry. We note St Saviour's has the lowest vacancy rate of all schools being consulted on (but is still above our efficient range of 5% to 10%), however trends over time still place the school in a 'most concern' category, particularly as it relates to first place parental preferences.
- iv. It should be noted that both schools are 1FE schools, however St John Angell Town's has a higher PAN due to the lagged PAN reduction from 60 to 30 in 2020.
- v. Both schools are in the **East planning area**. In January 2024, 218 Reception places (approximately equivalent to 7.5 classes or 32.3%) in primary schools in the East planning area were vacant.
- vi. In January 2024, St John's Angell Town had 183 pupils on roll in Reception to Year 6 out of a possible 270 total PAN (see point (5.iv)). Based on the physical size of the school, in January 2024 St John's Angell Town was 71% empty, with 447 spaces for additional pupils.
- vii. In January 2024, St Saviour's had 182 pupils on roll in Reception to Year 6 out of a possible 210 total PAN. Based on the physical size of the school, in January 2024 St Saviour's was 13% empty with 28 spaces for additional pupils.

The East Planning area currently has the significantly highest and unsustainable proportion of vacancies in the Borough.

The LA will adopt a more staggered and continued measured approach in considering the future of both the schools and the Planning Area as a whole, based on pupil trends and those schools that are also financially vulnerable as a result.

The LA will engage with the St Saviour's and St John's Angell Town school communities, further, in an attempt to resolve this situation.

Section 2

Stage 1 Consultation Process

Methodology and Engagement

1. It is a statutory requirement for Lambeth Council to consult any parties they think appropriate before considering publishing statutory proposals.
2. An initial public consultation ran from 16 May 2024 to 18 August 2024 and involved engagement with stakeholders through:
 - Meetings with staff
 - Meetings with governors
 - Meetings with unions
 - An online survey, including a child friendly version
 - Documentation on London Borough of Lambeth website

- Letters sent to schools to share with parents/carers and staff
- Frequently Asked Questions (FAQs) on London Borough of Lambeth Website
- Dedicated email inbox
- Response to Freedom of Information requests

Prior to the public consultation, a cross organisational Advisory Board has been in place since April 2023, with representatives from the Southwark Diocesan Board of Education (SDBE), the Education Service – Roman Catholic Diocese of Southwark, Trade Unions, Lambeth Schools Partnership (LSP), Lambeth Governors Forum and the Local Authority (LA), Lambeth Council.

3. The purpose of the consultation was for Lambeth to seek the views of and engage with those that could potentially be affected by the closure of the school, and those who are local residents or have connections with the schools. It was also an opportunity for interested parties to suggest other options for consideration on the proposed closure.
4. We recognise that this public consultation process may be unsettling for parents/carers, pupils and staff and have tried, therefore, to work closely with all concerned, including schools and the SDBE to keep lines of communication open and information as transparent as possible.
5. We acknowledge and appreciate the headteachers and staff at both schools, who have worked tirelessly to remain positive, at a challenging time in circumstances beyond their control. We have referenced some questions they had through our [FAQs](#).
6. An Equality Impact Assessment (EIA) was undertaken to identify the potential impacts of a closure on groups with protected characteristics, and any appropriate mitigation.
7. We are conscious that while many staff and parents understand the drivers behind the proposal, there is also understandably a great deal of emotion connected to any change within a school and its place in the community. Throughout the process, through the survey, Freedom Of Information requests and consultation inbox, Lambeth have endeavoured to respond to concerns with speed and transparency.

Consultation Questions

Question	Answer
Are you responding as	SELECT: <ul style="list-style-type: none"> ○ A parent/carer of a child or children who go to St John’s Angell Town ○ A parent/carer of a child or children who go to St Saviour’s ○ A Governor at St John’s Angell Town ○ A Governor at St Saviour’s ○ A member of staff at St John’s Angell Town ○ A member of staff at St Saviour’s ○ A childminder who looks after a child or children who go to St John’s Angell Town

	<ul style="list-style-type: none"> ○ A childminder who looks after a child or children who go to St Saviour's ○ A local resident ○ Other
Do you have an alternative option to the amalgamation of St John's Angell Town and St Saviour's Primary Schools	Free text answer
If you answered 'yes' to the previous question, please provide detailed reasons for this and suggestions as to how this could be achieved.	Free text answer
We are keen to understand how the option to amalgamate (merge) the schools might affect you. Please use this space to tell us if and how you are impacted by the option.	Free text answer
If you are impacted by the option, what can we do to address these impacts?	Free text answer
Do you think implementing the change in September 2026 is	<ul style="list-style-type: none"> ○ Too Slow ○ Too quick ○ About Right
If you have any concerns about the timing of the potential change, please tell us about them here.	Free text answer
Do you think amalgamations (mergers) will help to manage falling primary school applications in Lambeth?	<ul style="list-style-type: none"> ○ Yes ○ No ○ I don't know
If you answered 'no' to the above question, please outline your preferred alternative(s)	Free text answer
If you have any further comments, please tell us about them here	Free text answer

Section 3

Consultation Responses

There were 447 individual survey respondents to the initial public consultation. Lambeth reviewed all responses in detail.

Lambeth also received responses not through the online survey from:

- Helen Hayes MP
- Southwark Diocesan Board of Education (SDBE)
- St Saviour's Governing Body
- Save St Saviour's Committee
- The Parochial Church Council ("PCC") of the Parish of Herne Hill
- Representative on behalf of the SEN Parent/Carer Community, St Saviour's
- Parental survey 186 responses
- There were also 2 organisational submissions, namely the Norwood Forum and the Walcot Foundation

- 4 individual comments to the consultation inbox that were not specific to any school
- There were also 2 submissions into the consultation inbox specifically relating to St Saviour's

The Walcot Foundation submission was a combination of 16 Lambeth-based voluntary and community sector organisations who have developed a joint response to the primary school places consultation on behalf of the Lambeth Peer Support Network.

QUESTION 1:

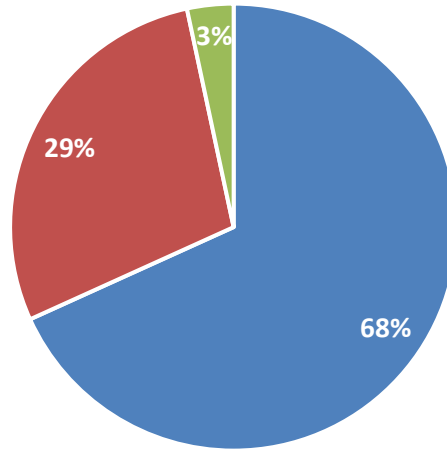
Are you responding to this survey as (please tick all that apply)

Respondent	Number
A parent/carer of a child or children who go to St John's Angell Town	8
A parent/carer of a child or children who go to St Saviour's	117
A Governor at St John's Angell Town	1
A Governor at St Saviour's	5
A member of staff at St John's Angell Town	6
A member of staff at St Saviour's	11
A childminder who looks after a child or children who go to St John's Angell Town	1
A childminder who looks after a child or children who go to St Saviour's	6
A local resident	241
Other	121
Skipped	2
Total responses (Please note, 447 people responded to the survey and were able to choose more than one option)..	517

QUESTION 2:

Do you have an alternative option to the amalgamation of St John’s Angell Town with St Saviour’s?

Q2. Responses

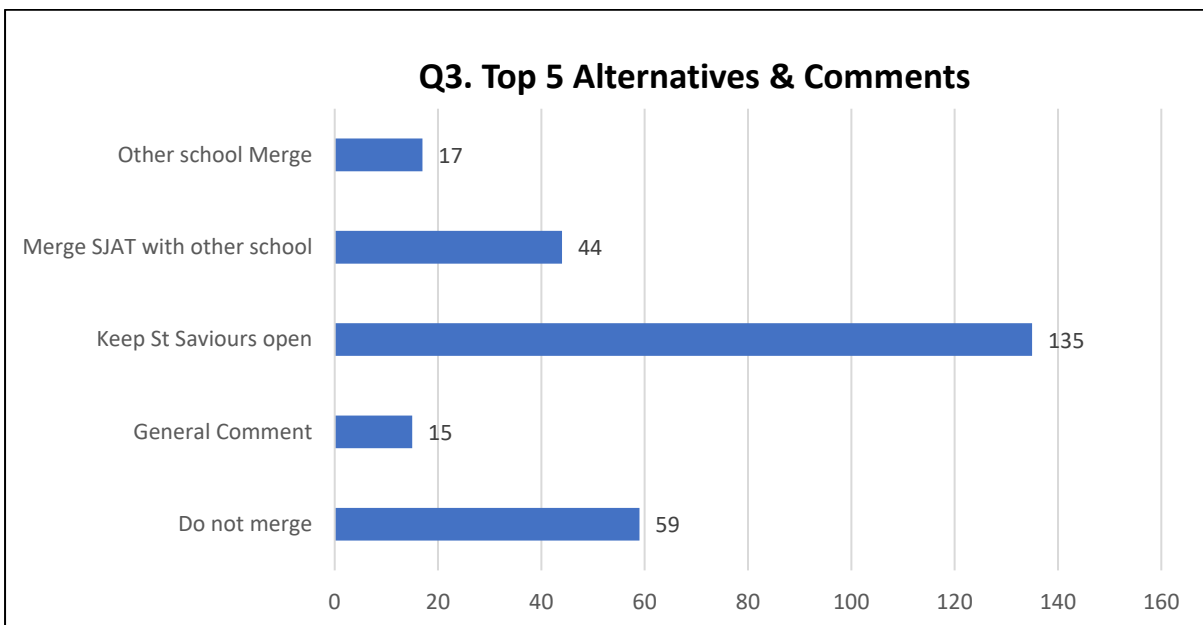


■ Yes ■ No ■ Skipped

Yes	305
No	127
Skipped	15

QUESTION 3:

If you answered 'yes' to the previous question, please provide detailed reasons for this and suggestions as to how this could be achieved.



Alternative options and LA responses

Suggestion	Reflections
Do Nothing	Lambeth note that whilst this question was asked to understand possible alternatives, some respondents simply stated they did not want anything to change. Whilst Lambeth note that in the long-term doing nothing to reduce Published Admissions Numbers in the East Planning Area is not a viable option, it has on this occasion decided to not progress to the proposal stage for the reasoning explained above.
Close St John's Angell Town	Where possible, LBL has sought to reduce Published Admissions Numbers (PAN) levels within schools, and where the required numbers have not been achieved, look towards amalgamations. Closures have only been considered when either a) no viable amalgamation is available or b) where Lambeth Council do not have the powers to amalgamate (for example, a community school with an academy school). Therefore, it is not currently being considered as a preferred option compared to the St John's Angell Town and St Saviour's amalgamation.
Reduce PAN in other schools	The council has been working in partnership with schools over a number of years to reduce PAN in an equitable way across the borough, with the last round of proposed reductions consulted on in December 2023. This partnership approach has seen 975 places removed from schools across Lambeth - from 3,650 to 2,675 - between 2016 and 2025. However, PAN is required to be reduced further to create an optimum 5-10% vacancies. A further 155 school places would have to be removed to reach the numbers agreed by Lambeth Council in November 2022, and with the population projected to continue to fall, a further 100 could be removed. Continuing to reduce PANs creates an imbalance in the number of 1FE schools. There were 21 schools (34%) with a PAN of up to 1FE in 2021, and there will be 39 (64%) in 2025. Lambeth do not consider that reducing PAN alone will achieve the required reductions.

Both schools to reduce PAN	Overall, Lambeth do not feel that reducing PAN alone will achieve the optimum PAN numbers within Lambeth's Planning Areas. Therefore, amalgamations and closures have been proposed.
Amalgamate St John's Angell Town with another school (St Andrew's, Loughborough)	<p>St Andrew's primary school scored 'Moderate Concern' in our scorecard activity. It is in the West Planning Area and is slightly further away from St Johns Angell Town than St Saviour's. Therefore, it is not currently being considered as a preferred option compared to the St John's Angell Town and St Saviour's amalgamation.</p> <p>Loughborough primary school scored 'Some Concern' in our scorecard activity and is in the East Planning area. Unlike St John's Angell Town, it is not a Church of England school. Therefore, it is not currently being considered as a preferred option compared to the St John's Angell Town and St Saviour's amalgamation.</p>
St John's Angell Town to amalgamate with St Andrew's	Analysis has been done on amalgamating St John's Angell Town school with another Voluntary Aided Church of England school. No viable option has yet been found to achieve the required Published Admission Numbers in the East Planning Area. Therefore, it is not currently being considered as a preferred option compared to the St John's Angell Town and St Saviour's amalgamation.
Amalgamate Christ Church SW9, St John The Divine and St John's Angell Town	<p>A separate proposal has been launched regarding the amalgamation of Christ Church SW9 and St John The Divine. Of the 3 schools, only the site at St John's Angell Town has the potential capacity to accommodate the pupils from the 3 schools.</p> <p>An amalgamation of St John's Angell Town and St John's the Divine was previously explored but discounted after consultation with both schools.</p>
St John's Angell Town to amalgamate with another school	Analysis has been done on amalgamating St John's Angell Town school with another Voluntary Aided Church of England school. No viable option has yet been found to achieve the required Published Admission Numbers in the East Planning Area. Therefore, it is not currently being considered as a preferred option compared to the St John's Angell Town and St Saviour's amalgamation.
St Saviour's to academise	Lambeth do not have the powers to action this proposal.

Question 4 and 5

We are keen to understand how the option to close the school might affect you. Please use this space to tell us if and how you are impacted by the option.

If you are impacted by the option, what can we do to address these impacts?

IMPACT	How to address impacts
Disruption to Education	Whilst the aim of Lambeth Council is to have the optimum number of school places in each Planning Area, it is noted that any change in the environment for a pupil will have an impact. The council and school leaders will endeavour to provide a sense of continuity for all stakeholders impacted. Ninety-five (95%) of Lambeth’s primary schools are good and outstanding and will work with pupils to ensure that they have the opportunity to have a highly fulfilling Primary School experience, leading to positive outcomes for the pupil. Ultimately, it is felt that education outcomes will be improved with pupils attending sustainable schools.
Increased travel distance	Lambeth have produced detailed mapping to understand the distances travelled by pupils to both schools, and the impact on pupils moving from the current St Saviour’s site to the St John’s Angell Town site. The two sites are 0.7 miles apart, a 14-minute walk. It is noted that for pupils attending St Saviour’s living South and East of the St Saviour’s site, or North and West of the St John’s Angell Town site, this is the extra distance they will travel to a new school site, assuming it is based at the site of the school they do not currently attend. Mapping has shown that the majority of pupils live within a ‘buggy ride’ of both schools.
Reduction in faith based Published Admissions Numbers	Since the start of the Pupil Place Planning exercise in Lambeth, approved by Lambeth Council in November 2022, Lambeth has sought to maintain the proportion of faith-based places in the borough, maintaining the level of choice for types of schools available. This will continue throughout the process. In Lambeth, faith-based places have sat between 25 to 30% over the last decade, and this percentage will be maintained.
Employees losing place of work	Lambeth Human Resources will, if the decision is approved by Lambeth cabinet in November 2024, design a bespoke programme of training and support. This will include 121 discussions, interview training, range of Frequently Asked Questions and responses, HR coaching sessions and more, so that during the implementation period employees are offered a range of tools and signposted to helpful information so they can make informed choices and decisions to plan their next steps. Lambeth acknowledges the uncertainty that a change to employment circumstances can have and will look to minimise this as much as possible. Lambeth will look to work with all schools in the borough, including ones where they are not the employer, to secure opportunities for employees whose roles are impacted via redeployment.

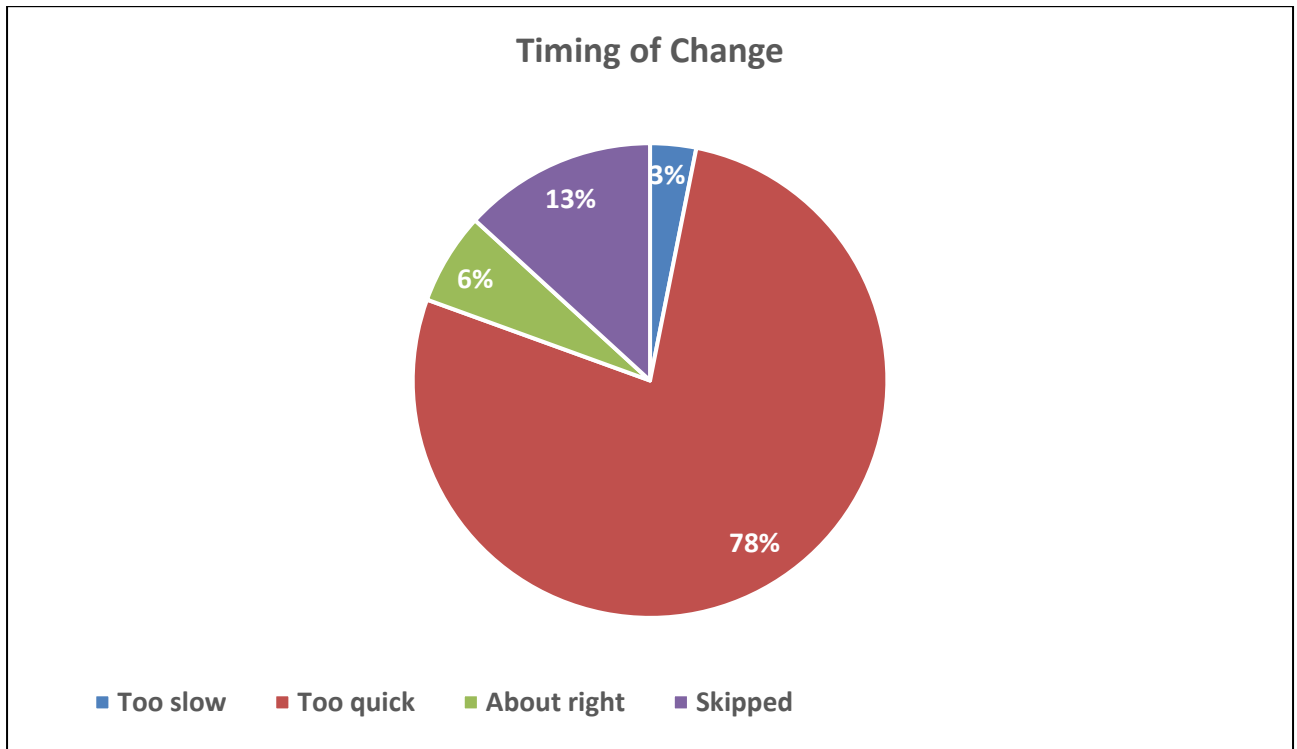
Potential of Employees not being able to secure equivalent salary	Lambeth acknowledge the uncertainty that a change to employment circumstances can have and will look to minimise this as much as possible. Lambeth will look to work with all schools in the borough, including ones where they are not the employer, to offer equivalent opportunities for employees whose roles are impacted.
Impact on building	Lambeth is the freeholder for The St John’s Angell Town site and is not for the St Saviour’s site. The council will work to seek to protect any site for alternative education provision or services for children, families and young people.

Question 6 and 7

Do you think implementing the change in September 2026 is

- Too Slow
- Too quick
- About Right

If you have any concerns about the timing of the potential change, please tell us about them here.



Too slow	14
Too quick	346
About right	28
Skipped	59

TIMING	How to address impacts of the change
Too slow – impact on the community	A date of September 2026 had been identified as it provides a significant lead in time for any stakeholder impacted by a change to understand the implications and the opportunities available to them.

	Lambeth note that the longer a process takes, the longer that uncertainty can be felt by the local community. Lambeth want to ensure that any change can be planned and managed to minimise disruption.
Too quick – wait to see impact of new developments and government policies	<p>Though it is noted that any physical or policy change may impact on school numbers, estimates for pupil numbers are derived from many factors, including birth rate, migration rate, and past trends. The conclusion from independent analysis, published by the GLA is that:</p> <p>The most likely scenario is for the size of the primary-school-age population to continue to decrease over the next decade in London.</p> <p>Forecasts for 2026/27 currently suggest a fall from the 2023/24 actual number of Reception pupils on roll in Lambeth schools of –8.0%, (195 pupils or 6.5 classes).</p>
Too quick – Not enough time for families to adjust	A date of September 2026 had been identified as it provides a significant lead in time for any stakeholder impacted by a change to understand the implications and the opportunities available to them. Though it is noted some stakeholders may prefer a longer lead in time, this date also hoped to ensure that no changes happen at short notice if a school decides it is no longer sustainable.
Too quick – Wait until 2027 to allow pupils option to go to Dulwich Hamlets Junior	A date of September 2026 had been identified as it provides a significant lead in time for any stakeholder impacted by a change to understand the implications and the opportunities available to them. Though it is noted some stakeholders may prefer a longer lead in time, this date also hoped to ensure that no changes happen at short notice if a school decides it is no longer sustainable.

If you have any further comments, please tell us about them here:

Theme	Response
What measures would be put in place prior to a closure to support pupils/families?	In the implementation period, the leadership structure of the new school would be confirmed, and this leadership group will work with all pupils to ensure the transition to the new amalgamated school is as smooth as possible.
Pupil numbers could increase in the next few years	<p>Estimates for pupil numbers are derived from many factors, including birth rate, migration rate, and past trends. The conclusion from independent analysis, published by the GLA is that:</p> <p>The most likely scenario is for the size of the primary-school-age population to continue to decrease over the next decade in London.</p> <p>Forecasts for 2026/27 currently suggest a fall from the 2023/24 actual number of Reception pupils on roll in Lambeth schools of –8.0%, (195 pupils or 6.5 classes).</p>
Impact on pupils with Educational	It is noted that St John’s Angell Town currently have similar level of pupils compared to average, in Lambeth, that have an EHCP. It is noted that St Saviour’s currently have a higher level of pupils compared to

<p>Health and Care Plan (EHCP)</p>	<p>average, in Lambeth, that have an EHCP. A full Equalities Impact Analysis has been conducted as part of this process and will have to be reviewed by a panel before any decision is made. Lambeth will work with all pupils, including those who are eligible for EHCP and Special Educational Needs support, as part of any change, if it does occur, to ensure that their educational needs are met at the new amalgamated school.</p>
---	---

Section 5

Local Authority Consultation

1. At the conclusion of the Stage 1 consultation outlined above, Lambeth Council reviewed the feedback received. It will not currently progress with the option for the reasoning presented above.

2. Finance and Assets

The proposal set out is based on the requirement of the Local Authority to have the optimum number of Published Admissions Numbers within each Planning Area. The finance information outlined below is done so to provide a wider context. Lambeth note that any financial figures for future years are based on projections.

The calculations within the Financial information appendix are based on the following assumptions:

- INCOME Assumes 23/24 plus 1.5% uplift per year as per budget letter plus pro rata adjustment for pupil numbers within the calculations for amalgamated schools' options.
- Loss of the lump sum DSG for amalgamating/ closing schools.
- TEACHING COSTS:
 - Teacher requirements and costs are based on Lambeth's pupil projections and on maximum class sizes of 30 pupils plus 1 Deputy HT teaching for 0.5 of their time- based on average Lambeth salaries including oncosts.
 - Planning, Preparation and Assessment (PPA) at 10% of average teacher costs.
 - No salary safeguarding has been assumed as average staff costs have been applied rather than individual schools' staffing costs.
- OTHER EXPENDITURE – assumes 3% increase per year.
- ADMIN/ PREMISES STAFF costs have been calculated at an average of the two schools for fairness.
- An extra 10% premises costs have been assumed for extra wear and tear on premises at amalgamated schools.
- EDUCATION SUPPORT STAFF COSTS – assumed at total of current levels.
- The cumulative surplus/ deficit of each existing school has been ignored for the purposes of calculating the (in-year 26/27) projections.

The Financial information appendix shows St John's Angell Town is forecasting a £72k cumulative deficit and St Saviour's a cumulative deficit of £79k by the end of 2025/26.

- a) Closing St John's Angell Town and amalgamating with St Saviour's and operating from the St John's Angell Town site will result in a predicted in-year school's surplus of £15k.
- b) Closing St Saviour's and amalgamating with St John's Angell Town and operating from the St Saviour's site will result in a predicted in-year school's surplus of £74k.

These are therefore both financially viable options.

In terms of the council's accounts, the one-off cost of a) is indicated at £679k (from writing off the £79k forecast cumulative deficit from St Saviour's and £600k estimated redundancy costs).

Under b), the one-off cost is indicated at £672k (from writing off the £72k forecast cumulative deficit from St John's Angell Town and £600k estimated redundancy costs).

Also, annual net security costs under either option of £10k.

This needs to be considered in the context of "doing nothing" with increasing forecast deficits, and the alternative need to incur higher costs from the write-off of larger deficits in the future, as noted above.

The LA asset appraisal work, based on existing running costs per school, analysed by existing pupil numbers and analysed by school capacity numbers over 3 years. The outcome for St John's Angell Town in terms of asset running cost shows that it is currently averaging £277 per pupil per year, which is higher than the capacity assumed cost of £239 per pupil. For St Saviour's in terms of asset running cost, it shows that it is currently averaging £497 per pupil per year, significantly higher than the capacity assumed cost of £140 per pupil.

Appendix 1 - Financial Information

Lambeth	To ensure that all schools are compared on the same metrics, calculations have been based on each school's 23-24 autumn and LBL pupil projections. Schools have had the opportunity to review these figures and to submit evidence where they felt the 23-24 autumn was not a true reflection of their running costs. Where confirmed, these updates are reflected here. Future budgets submitted by schools are also shown.	School	St John's Angel Town CE Primary School	St Saviour's CE Primary School
		Option	S/JAT and St Saviour's amalgamated	
Assumed building used		St Saviour's site closed	S/JAT site remains open	St Saviour's site remains open
Background Information	Previous outturns (cumulative)	20-21 final balance	9,697	-346,671
		21-22 final balance	70,415	-892,677
		22-23 final balance	192,702	-856,699
		23-24 final balance	347,293	-911,768
	Previous outturns (in-year)	20-21 final balance	106,288	-31,207
		21-22 final balance	90,758	63,994
		22-23 final balance	122,287	17,588
		23-24 final balance	134,391	33,328
	Detailed outturn 23-24	Teaching staff E01/E02	639,149	917,361
		Education support staff E03	286,093	308,089
		Premises staff E04	90,993	36,276
		Admin staff E06	117,024	103,816
		Energy E18	23,891	11,209
		Agency (supply) E28	79,413	122,240
		Total costs	1,657,122	1,677,152
Total excl E01/2 and E08	731,281	746,071		
Total excl E01/2, E04 and E06	630,015	914,008		
LBL pupil number projections	23-24	178	181	
	24-25	174	189	
	25-26	151	192	
	26-27	141	170	
	%change (23/24 to 26/27)	-21%	-6%	
Metric using 23-24 outturn and 23-24 pupil numbers	Total income per pupil	10,203	8,614	
	Total expenditure per pupil	9,384	8,630	
	Staffing cost per pupil	6,647	6,390	
	Learning resources cost per pupil	124	314	
	Premises cost per year (average of 3 years, rates removed)	88,407	50,125	
	Information submitted by schools	Future budgets (cumulative)	24-25 budget	242,969
25-26 budget			-72,164	-78,697
26-27 budget			-676,900	329,144
Future budgets (in-year)		24-25 budget	-104,264	-894,911
		25-26 budget	-316,702	-983,919
		26-27 budget	-654,703	-1,111,571
Funds delegated by LA (E1) as per budget plans		23-24 outturn	1,398,147	1,217,624
		24-25 budget	1,474,911	1,230,605
		25-26 budget	1,322,218	1,300,212
		26-27 budget	1,240,643	1,289,831
		%change	-11%	6%
Total income as per budget plans		23-24 outturn	1,616,624	1,595,423
		24-25 budget	1,683,064	1,592,334
		25-26 budget	1,616,461	1,627,312
		26-27 budget	1,510,876	1,614,898
	%change	-17%	1%	
Teaching staff as per budget plans	23-24 outturn	639,149	917,361	
	24-25 budget	630,088	498,088	
	25-26 budget	730,222	595,702	
	26-27 budget	603,067	964,616	
	%change	-26%	9%	
Total costs as per budget plans	23-24 outturn	1,681,511	1,562,096	
	24-25 budget	1,597,389	1,677,744	
	25-26 budget	1,931,643	1,488,794	
	26-27 budget	2,015,591	1,503,297	
	%change	21%	-4%	
Loss of income if based on LBL pupil projection changes	24-25	-40,811	158,661	
	25-26	-434,865	-149,846	
	26-27	-192,028	-105,774	
Staff cost potential change based on LBL pupil projection changes	24-25	-26,597	114,839	
	25-26	-192,877	-108,432	
	26-27	-46,468	-76,599	
Learning resources cost potential change based on LBL pupil projection changes	24-25	-497	5,699	
	25-26	-2,864	-5,344	
	26-27	-1,242	-3,772	
Income 26-27	Income for 2 schools combined	3,090,367	3,090,367	
	Assumes 23-24 plus 1.5% uplift per year as per budget letter plus adjustment for pupil numbers	-139,467	-139,467	
	Loss of one lump sum D 93			
	Revised income projection	2,950,900	2,950,900	
	Teaching Costs 26-27	Total pupils	311	311
		Classes req'd (30 and rounded up)	11	11
		Teachers req'd (assumes DfE 0.6 teaching)	10.5	10.5
		HT	1	1
		Deputy HT	1	1
	PPA cover - assume 10% of average teacher cost	74,800	74,800	
Teaching cost expended	1,023,804	1,023,800		
General expenditure - excludes teaching, education support, premises and admin staff, energy and premises (total of 2 schools adjusted by pupil numbers)	Premises costs plus energy for school used	122,705	67,021	
	Ed to wear and tear costs (10% assumed)	8,846	5,019	
	Education support cost other than for schools			
	We have not adjusted this by pupil numbers as we appreciate that, while this is likely to reduce with a drop in pupil numbers, a fixed assumption cannot be made as it is significantly affected by SEND.			
	Premises staff cost (average of 2 schools)	47,648	47,648	
Admin staff cost (average of 2 schools)	130,065	100,610		
Teaching staff cost (see above calculations)	1,023,803	1,023,800		
Revised expenditure projection	2,919,122	2,868,499		
In-year 26-27 surplus/(- deficit) using revised projection (E1/ E1A/E1B)		14,778	74,230	
Cost to LA (all ESTIMATEs at this stage)	Ed to wear and tear costs (at closed site)	10,000	10,000	
	Redundancy	600,000	600,000	
	Deficit write off (- surplus available) from closed school - uses school cumulative position for 26/27	78,057	72,194	
Total cost to LA	688,057	682,194		

Appendix 2– Assessment of pupil trends at St John’s Angell Town and St Saviour’s

St Johns Angell Town Primary

Total roll in each year group as at January each year from 2011/12 to 2023/24

Year	PAN	R	1	2	3	4	5	6	Cohort size	YR/PAN	Roll YR-6	Total PAN	Vacancies	Capacity	Spaces		
2011/12	30	30	30	30	30	30	22	26	-	100%	198	210	12	6%	630	432	69%
2012/13	30	30	30	29	30	30	30	23	-	100%	202	210	8	4%	630	428	68%
2013/14	30	30	30	29	29	30	30	30	+0.0%	100%	208	210	2	1%	630	422	67%
2014/15	30	30	30	30	30	30	31	30	+0.0%	100%	211	210	-1	0%	630	419	67%
2015/16	60	34	30	28	30	30	29	29	+16.0%	57%	210	240	30	13%	630	420	67%
2016/17	90	27	27	30	26	29	28	29	+3.6%	30%	196	300	104	35%	630	434	69%
2017/18	30	24	28	28	27	27	29	27	-10.0%	80%	190	300	110	37%	630	440	70%
2018/19	60	30	29	29	26	28	27	31	+3.3%	50%	200	330	130	39%	630	430	68%
2019/20	60	29	29	30	27	24	28	28	-6.7%	48%	195	360	165	46%	630	435	69%
2020/21	30	30	27	26	31	26	24	29	-3.3%	100%	193	360	167	46%	630	437	69%
2021/22	30	29	29	26	28	30	27	26	-23.5%	97%	195	360	165	46%	630	435	69%
2022/23	30	22	28	26	23	27	28	26	-3.7%	73%	180	330	150	45%	630	450	71%
2023/24	30	20	29	25	30	22	28	29	+20.8%	67%	183	270	87	32%	480	297	62%

St Saviours CE Primary School

Total roll in each year group as at January each year from 2011/12 to 2023/24

Year	PAN	R	1	2	3	4	5	6	Cohort size	YR/PAN	Roll YR-6	Total PAN	Vacancies	Capacity	Spaces		
2011/12	30	30	30	30	30	30	30	29	-	100%	209	210	1	0%	210	1	0%
2012/13	30	28	31	30	28	29	28	29	-	93%	203	210	7	3%	210	7	3%
2013/14	30	30	28	30	30	26	29	28	-6.7%	100%	201	210	9	4%	210	9	4%
2014/15	30	30	30	28	31	27	25	30	+3.4%	100%	201	210	9	4%	210	9	4%
2015/16	30	26	29	29	28	29	26	25	-16.7%	87%	192	210	18	9%	210	18	9%
2016/17	30	29	28	27	26	26	26	27	-10.0%	97%	189	210	21	10%	210	21	10%
2017/18	30	27	30	27	27	29	31	23	-23.3%	90%	194	210	16	8%	210	16	8%
2018/19	30	30	24	29	28	25	30	30	+7.1%	100%	196	210	14	7%	210	14	7%
2019/20	30	30	28	21	30	28	29	30	+0.0%	100%	196	210	14	7%	210	14	7%
2020/21	30	24	30	28	21	30	29	29	-3.3%	80%	191	210	19	9%	210	19	9%
2021/22	30	30	26	26	28	26	26	29	+11.5%	100%	191	210	19	9%	210	19	9%
2022/23	30	30	30	27	28	22	26	26	-10.3%	100%	189	210	21	10%	210	21	10%
2023/24	30	22	29	31	23	27	21	29	+7.4%	73%	182	210	28	13%	210	28	13%

Appendix 3 – Pupil Rolls in January 2024 at St John’s Angell Town and St Saviour’s

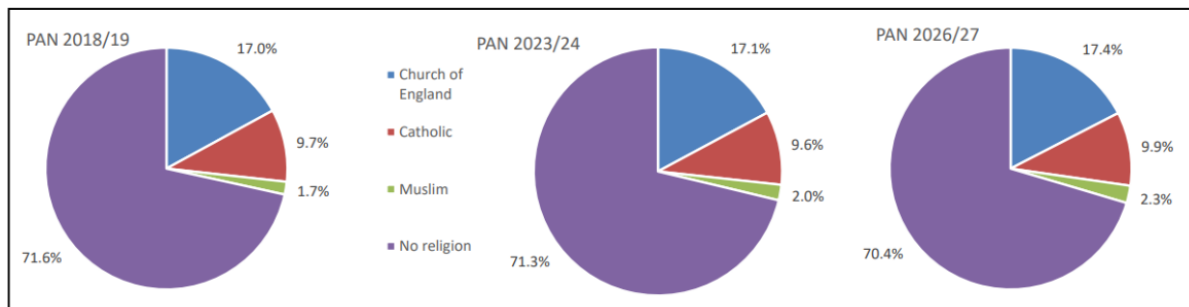
Primary Rolls January 2024								
School	R	1	2	3	4	5	6	YR-6
St Johns Angell Town Primary	20	29	25	30	22	28	29	183
St Saviours CE Primary School	22	29	31	23	27	21	29	182

Appendix 4 – Comparison of Faith Based and No Religion places in Lambeth

Proposed PAN in Lambeth schools, by religious character	PAN 2016/17	PAN 2017/18	PAN 2018/19	PAN 2019/20	PAN 2020/21	PAN 2021/22	PAN 2022/23	PAN 2023/24	PAN 2024/25	PAN 2025/26	PAN 2026/27	PAN 2027/28
Church of England	630	570	600	600	570	570	510	510	510	495	450	450
Catholic	342	342	342	345	350	345	285	285	285	255	255	255
Muslim	60	60	60	60	60	60	60	60	60	60	60	60
No religion	2,618	2,620	2,520	2,540	2,405	2,325	2,120	2,120	1,925	1,850	1,820	1,820
Total	3,650	3,592	3,522	3,545	3,385	3,300	2,975	2,975	2,780	2,660	2,585	2,585

Church of England	17.3%	15.9%	17.0%	16.9%	16.8%	17.3%	17.1%	17.1%	18.3%	18.6%	17.4%	17.4%
Catholic	9.4%	9.5%	9.7%	9.7%	10.3%	10.5%	9.6%	9.6%	10.3%	9.6%	9.9%	9.9%
Muslim	1.6%	1.7%	1.7%	1.7%	1.8%	1.8%	2.0%	2.0%	2.2%	2.3%	2.3%	2.3%
No religion	71.7%	72.9%	71.6%	71.7%	71.0%	70.5%	71.3%	71.3%	69.2%	69.5%	70.4%	70.4%

Proportion of faith places in Reception classes in Lambeth schools



Column 2025/26 to 2027/28 are presented as current projections.